

PRIMIX SOLUTIONS

---

Core Labs

# Primix Virtual Library

CORE LABS

# Primix Virtual Library

---

© Primix Solutions  
One Arsenal Marketplace  
Phone (617) 923-6639 • Fax (617) 923-5139

Tapestry contact information:

Howard Ship <[hship@primix.com](mailto:hship@primix.com)>  
<http://sourceforge.net/projects/tapestry>

---

# Table of Contents

<b>Tapestry and J2EE</b>	<b>2</b>	<b>A Tour of the Virtual Library</b>	
<b>Setting up the Application</b>	<b>3</b>	<b>Application</b>	<b>11</b>
<b>Install jBoss</b>	<b>3</b>	<b>The Virtual Library in Detail</b>	<b>17</b>
<b>Configure jBoss</b>	<b>3</b>		
<b>Start jBoss</b>	<b>4</b>		
<b>Start Jetty</b>	<b>8</b>		

## Tapestry and J2EE

The Primix Virtual Library is a full-fledged demonstration of Tapestry and of Tapestry interacting with Enterprise JavaBeans. It is based on an actual application developed internally at Primix; the idea being to provide an application that allows everyone at the company to share their books. A database stores information about the users of the application and the books they own and are borrowing from other users.

Users should be able to connect to the application and begin using it immediately to search for books. If they want to borrow books they must first log in (possibly, registering themselves on the fly).

The goal was to have a useful, streamlined system that could be used internally at Primix *and* to serve as a demonstration of the full power of Tapestry.

The application consists of two modules: VlibBeans which contains the entity and session beans for the application, and Vlib, which contains the Tapestry user interface for the application.

The Virtual Library requires an application server to host the EJBs. This demonstration works around the open-source jBoss application server, available from <http://www.jboss.org/>.

The Tapestry portion of the application requires a servlet container. The Tapestry distribution ships with a copy of the Jetty HTTP Servlet server, which is also open source. More information on Jetty is available at <http://www.mortbay.com/>. The Virtual Library is pre-configured to work with Jetty.

Finally, all development has been under Windows NT and Windows 2000. We have not yet had a chance to setup under Linux or Solaris.

## Setting up the Application

The Tapestry distribution includes pre-compiled copies of the Virtual Library components, as well as the source code and the tools to recompile the source.

### Install jBoss

jBoss is not distributed with Tapestry (it's a 4 MB download), but is available from <http://www.jboss.org> or <http://sourceforge.net/projects/jboss>. At the time of this writing, the current version of jBoss was 2.2.1.

jBoss is exceptionally easy to setup, simply unpack the distribution (jBoss-2.2.1.zip) to a directory, do some minor configuration (see next section) and its ready to go.

### Configure jBoss

Configuring jBoss is easy, as long as you've set up the JBE first. **Important:** You should have JDK 1.3 installed, and have the JBE configured to use it. The Virtual Library EJBs are configured such that the server and client must both be running JDK 1.3.

You must edit your config/LocalConfig.mk, adding a definition for JBOSS\_DIR, which will identify the directory you installed jBoss into (typically, C:/JBoss-2.2.1).

Change to the VlibBeans directory (which should be C:\Tapestry-x.x.x\examples\VlibBeans).

Execute the command `make configure-jboss`:

```
C:\Tapestry-0.2.10\examples\VlibBeans>make configure-jboss
*** Installing Primix Vlib database ... ***

*** Splicing changes to jboss.jcml ... ***
```

```
*** Setting up JNDI properties ... ***
```

```
*** Copying runtime libraries ... ***
```

```
*** jBoss is ready to run ***
```

```
C:\Tapestry-0.2.10\examples\VlibBeans>
```

This executes a series of commands that sets up an example copy of the Primix Virtual Library database and changes the jBoss configuration to recognize it (it edits the jboss.jcml file). It also sets up JNDI properties and copies `com.primix.tapestry.jar` into the jBoss `lib/ext` directory.

The Primix Virtual Library database is an InstantDB database. Running `make configure-jboss` again will overwrite the database with a fresh copy.

## Start jBoss

Next, start up jBoss with the command `make run`. This will build the `VlibBeans.jar` file, deploy it, and start up jBoss.

```
C:\Tapestry-0.2.10\examples\VlibBeans>make run
```

```
*** Cataloging package com.primix.vlib.ejb ... ***
```

```
*** Compiling ... ***
```

```
cd . ; \  
C:/jdk1.3/bin/javac.exe -d C:/Tapestry-  
0.2.10/examples/VlibBeans/.build/classes -classpath  
"C:/Tapestry-0.2.10/examples/VlibBeans;C:/Tapestry-  
0.2.10/examples/VlibBeans/.build/classes;C:/jboss/l  
ib/ext/ejb.jar;C:/jboss/lib/ext/jndi.jar;C:/jboss/lib/jdbc2_0-  
stdext.jar;C:/Tapestry-0.2.10  
/lib/Com.primix.tapestry.jar" com/primix/vlib/ejb/AbstractEntityBean.java  
com/primix/vlib/e  
jb/Book.java com/primix/vlib/ejb/BookBean.java  
com/primix/vlib/ejb/BookQueryBean  
.java com/primix/vlib/ejb/IBook.java com/primix/vlib/ejb/IBookHome.java  
com/prim  
ix/vlib/ejb/IBookQuery.java com/primix/vlib/ejb/IBookQueryHome.java  
com/primix/v  
lib/ejb/IEntityBean.java com/primix/vlib/ejb/IKeyAllocator.java  
com/primix/vlib/  
ejb/IKeyAllocatorHome.java com/primix/vlib/ejb/IOperations.java  
com/primix/vlib/  
ejb/IOperationsHome.java com/primix/vlib/ejb/IPerson.java  
com/primix/vlib/ejb/IP  
ersonHome.java com/primix/vlib/ejb/IPublisher.java  
com/primix/vlib/ejb/IPublishe
```

```

rHome.java com/primix/vlib/ejb/KeyAllocatorBean.java
com/primix/vlib/ejb/Operati
onsBean.java com/primix/vlib/ejb/Person.java
com/primix/vlib/ejb/PersonBean.java
  com/primix/vlib/ejb/Publisher.java com/primix/vlib/ejb/PublisherBean.java
com/p
rimix/vlib/ejb/RegistrationException.java

*** Copying META-INF resources ... ***

Copying: ejb-jar.xml jaws.xml jboss.xml

*** Building VlibBeans.jar ... ***

C:/jdk1.3/bin/jar.exe cf VlibBeans.jar -C .build/classes .

*** Deploying VlibBeans.jar ... ***

*** Running jBoss ... ***

cd C:/jboss/bin ; C:/jdk1.3/bin/java.exe -jar run.jar
Using configuration "default"
[Console logging] Initialized
[Classpath extension] Initializing
[Classpath extension] Initialized
[File logging] Initializing
[File logging] Initialized
[Classpath extension] Initializing
[Classpath extension] Initialized
[Classpath extension] Initializing
[Classpath extension] Initialized
[Info] Java version: 1.3.0,Sun Microsystems Inc.
[Info] Java VM: Java HotSpot(TM) Client VM 1.3.0-C,Sun Microsystems Inc.
[Info] System: Windows 2000 5.0,x86
[Classpath extension] Initializing
[Classpath extension] Initialized
[JDBC] Loaded JDBC-driver:org.hsql.jdbcDriver
[JDBC] Loaded JDBC-driver:org.enhydra.instantdb.jdbc.idbDriver
[Webserver] Initializing
[Webserver] Initialized
[Hypersonic] Initializing
[Hypersonic] Initialized
[Naming] Initializing
[Naming] Naming started on port 1099
[Naming] Initialized
[Transaction manager] Initializing
[Transaction manager] Initialized
[JAAS Security Manager] Initializing
[JAAS Security Manager] Initialized
[Simple Realm Mapping] Initializing
[Simple Realm Mapping] Initialized
[Security manager] Initializing
[Security manager] Initialized
[InstantDB] Initializing
[InstantDB] Initialized
[DefaultDS] Initializing

```

```
[DefaultDS] Initialized
[Container factory] Initializing
[Container factory] Initialized
[Auto deploy] Watching C:\jboss\deploy
[Auto deploy] Initializing
[Auto deploy] Initialized
[JMX RMI Adaptor] Initializing
[JMX RMI Adaptor] Initialized
[JMX RMI Connector] Initializing
[JMX RMI Connector] Initialized
[Configuration] Initializing
[Configuration] Initialized
[J2EE Deployer] Initializing
[J2EE Deployer] Initialized
[SpyderMQ] Initializing
[SpyderMQ] Initialized
[PrimixVlib] Initializing
[PrimixVlib] Initialized
[Simple Realm Mapping] Starting
[Simple Realm Mapping] Started
[Webserver] Starting
[Webserver] Codebase set to http://hship_2:8083/
[Webserver] Started webserver on port 8083
[Webserver] Started
[Transaction manager] Starting
[Transaction manager] Started
[Naming] Starting
[Naming] Started
[Hypersonic] Starting
[Hypersonic] Server 1.4 is running
[Hypersonic] Press [Ctrl]+[C] to abort
[Hypersonic] Database started
[Hypersonic] Started
[InstantDB] Starting
[InstantDB] XA Connection pool InstantDB bound to java:/InstantDB
Enhydra InstantDB - Version 3.21
[InstantDB] The Initial Developer of the Original Code is Lutris
Technologies In
c.
Portions created by Lutris are Copyright (C) 1997-2000 Lutris Technologies,
Inc.

All Rights Reserved.
[InstantDB] Started
[PrimixVlib] Starting
[PrimixVlib] XA Connection pool PrimixVlib bound to java:/PrimixVlib
[PrimixVlib] Started
[DefaultDS] Starting
[DefaultDS] XA Connection pool DefaultDS bound to java:/DefaultDS
[DefaultDS] Started
[JAAS Security Manager] Starting
[JAAS Security Manager] Started
[Container factory] Starting
[Container factory] Started
[J2EE Deployer] Starting
[J2EE Deployer] No web container found - only EJB deployment available...
```



```

[J2EE Deployer] Cleaning up deployment directory
file:/C:/jboss/bin/./tmp/deploy/
y/
[J2EE Deployer] Started
[Security manager] Starting
[Security manager] Started
[Auto deploy] Starting
[Auto deploy] Auto deploy of file:/C:/jboss/deploy/VlibBeans.jar
[J2EE Deployer] Deploy J2EE application:
file:/C:/jboss/deploy/VlibBeans.jar
[J2EE Deployer] Could not delete temporary file:
/C:/jboss/bin/./tmp/deploy/copy1001.zip
[J2EE Deployer] Create application VlibBeans.jar
[J2EE Deployer] Installing EJB package: VlibBeans.jar
[J2EE Deployer] Starting module VlibBeans.jar
[Container factory]
Deploying:file:/C:/jboss/bin/./tmp/deploy/VlibBeans.jar/ejb1002.jar
[Verifier] Verifying
file:/C:/jboss/bin/./tmp/deploy/VlibBeans.jar/ejb1002.jar
[Container factory] Deploying Person
[Container factory] Deploying Book
[Container factory] Deploying Publisher
[Container factory] Deploying KeyAllocator
[Container factory] Deploying BookQuery
[Container factory] Deploying Operations
[JAWS] Table 'BOOK' already exists
[JAWS] Table 'PERSON' already exists
[JAWS] Table 'PUBLISHER' already exists
[Container factory] Deployed application:
file:/C:/jboss/bin/./tmp/deploy/VlibBeans.jar/ejb1002.jar
[J2EE Deployer] J2EE application: file:/C:/jboss/deploy/VlibBeans.jar is
deployed.
[Auto deploy] Started
[SpyderMQ] Starting
[SpyderMQ] Testing if SpyderMQ is present....
[SpyderMQ] OK
[SpyderMQ] Starting SpyderMQ...
[SpyderMQ] Started
[JMX RMI Adaptor] Starting
[JMX RMI Adaptor] Started
[JMX RMI Connector] Starting
[JMX RMI Connector] Started
[Default] 23 services and 4 other MBeans started.
[Default] Shutdown hook added
[Default] jBoss 2.0 FINAL Started.

```

The EJB portion of the application, including the database, is now ready to go. The database has about twenty books owned by three different users:

Name	E-Mail	Password
------	--------	----------

Dilber CubeDweller	<a href="mailto:dilbert@bigco.com">dilbert@bigco.com</a>	secret
Howard Ship	<a href="mailto:hship@primix.com">hship@primix.com</a>	secret
Suzy Queue	<a href="mailto:squeue@bug.org">squeue@bug.org</a>	secret

## Start Jetty

The presentation layer of the application is the Vlib module, in C:\Tapestry-x.x.x\Examples\Vlib.

Go to that directory and execute make run. The JBE will build the Vlib.war file, and start Jetty up to service it.

```
C:\Tapestry-0.2.8\Examples\Vlib>make run

*** Cataloging package com.primix.servlet ... ***

*** Cataloging package com.primix.vlib ... ***

*** Cataloging package com.primix.vlib.pages ... ***

*** Cataloging package com.primix.vlib.components ... ***

*** Cataloging package com.primix.vlib.jsp ... ***

*** Compiling ... ***

cd . ; \
C:/jdk1.3/bin/javac.exe -d C:/Tapestry-
0.2.10/examples/Vlib/.build/wapp/WEB-INF/classes -cl
asspath "C:/Tapestry-0.2.10/examples/Vlib;C:/Tapestry-
0.2.10/examples/Vlib/.build/wapp/WEB-INF/classes
;C:/jboss/lib/ext/ejb.jar;C:/jboss/lib/ext/jndi.jar;C:/Tapestry-
0.2.10/lib/javax.servlet.ja
r;C:/Tapestry-0.2.10/lib/Com.primix.tapestry.jar;C:/Tapestry-
0.2.10/lib/VlibBeans.jar" com/primix/servlet/Gateway
Servlet.java com/primix/servlet/HTMLUtils.java
com/primix/servlet/HTMLWriter.jav
a com/primix/servlet/IService.java com/primix/servlet/RequestContext.java
com/pr
imix/vlib/EntitySelectionModel.java com/primix/vlib/IExternalPage.java
com/primi
x/vlib/Protected.java com/primix/vlib/VirtualLibraryApplication.java
com/primix/
```

```

vlib/VirtualLibraryServlet.java
com/primix/vlib/pages/ConfirmBookDelete.java com
/primix/vlib/pages/EditBook.java com/primix/vlib/pages/EditProfile.java
com/prim
ix/vlib/pages/Home.java com/primix/vlib/pages/Login.java
com/primix/vlib/pages/L
ogout.java com/primix/vlib/pages/Matches.java
com/primix/vlib/pages/MyBooks.java
com/primix/vlib/pages/NewBook.java com/primix/vlib/pages/PersonPage.java
com/pr
imix/vlib/pages/Register.java com/primix/vlib/pages/ViewBook.java
com/primix/vli
b/components/BookLink.java com/primix/vlib/components/Border.java
com/primix/vli
b/components/PersonLink.java com/primix/vlib/jsp/BookDelegate.java
com/primix/vl
ib/jsp/BookQueryDelegate.java com/primix/vlib/jsp/BookServlet.java
com/primix/vl
ib/jsp/HomeDelegate.java com/primix/vlib/jsp/HomeServlet.java
com/primix/vlib/js
p/ILoginCallback.java com/primix/vlib/jsp/LoginDelegate.java
com/primix/vlib/jsp
/LoginServlet.java com/primix/vlib/jsp/MyBooksDelegate.java
com/primix/vlib/jsp/
MyBooksServlet.java com/primix/vlib/jsp/PersonDelegate.java
com/primix/vlib/jsp/
PersonServlet.java com/primix/vlib/jsp/VirtualLibraryApplication.java
com/primix
/vlib/jsp/VlibDelegate.java com/primix/vlib/jsp/VlibServlet.java

*** Copying WEB-INF resources ... ***

Copying: web.xml

*** Copying package resources ...***

Copying: Vlib.application ConfirmBookDelete.html EditBook.html
EditProfile.html
Home.html Login.html Logout.html Matches.html MyBooks.html NewBook.html
PersonPa
ge.html Register.html ViewBook.html ConfirmBookDelete.jwc EditBook.jwc
EditProfi
le.jwc Home.jwc Login.jwc Logout.jwc Matches.jwc MyBooks.jwc NewBook.jwc
PersonP
age.jwc Register.jwc ViewBook.jwc BookLink.html Border.html PersonLink.html
Book
Link.jwc Border.jwc PersonLink.jwc

*** Copying context resources ... ***

Copying: index.html Book.jsp Border-trailer.jsp Border.jsp Error.jsp
Home.jsp Lo
gin.jsp Matches.jsp MyBooks.jsp Person.jsp

*** Building Vlib.war ... ***

C:/jdk1.3/bin/jar.exe cf Vlib.war -C .build/wapp .

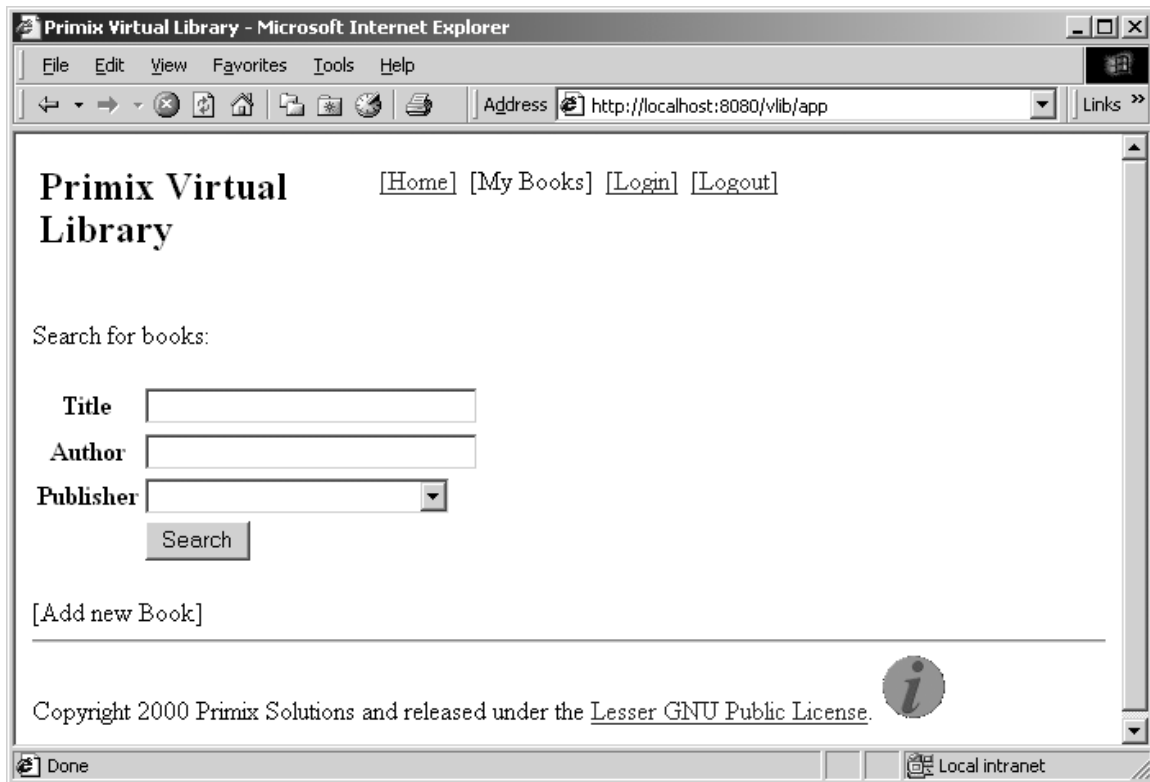
```

```
C:/jdk1.3/bin/java.exe -classpath
"C:/jboss/lib/ext/ejb.jar;C:/jboss/lib/ext/jnd
i.jar;C:/Tapestry-0.2.10/lib/javax.servlet.jar;C:/Tapestry-
0.2.10/lib/Com.primix.tapestry.jar;C:/Tapestry-0.2.10/lib/VlibBea
ns.jar;C:/Tapestry-0.2.10/lib/xerces.jar;C:/Tapestry-0.2.10/lib/gnu-
regex.jar;C:/Tapestry-0.2.10/lib/com.mortbay
.jetty.jar;C:/jboss/conf/default;C:/jboss/client/jboss-client.jar" \
-Dcom.primix.tapestry.enable-reset-service=true \
-Dorg.xml.sax.parser=org.apache.xerces.parsers.SAXParser \
com.mortbay.Jetty.Server jetty.xml
20001120150650884GMT EVENT
[main] com.mortbay.HTTP.HttpServer.addWebApplicatio
n(HttpServer.java:491)
.
.
.
```

## A Tour of the Virtual Library Application

You can start the Vlib application with the URL:

`http://localhost:8080/vlib/app`



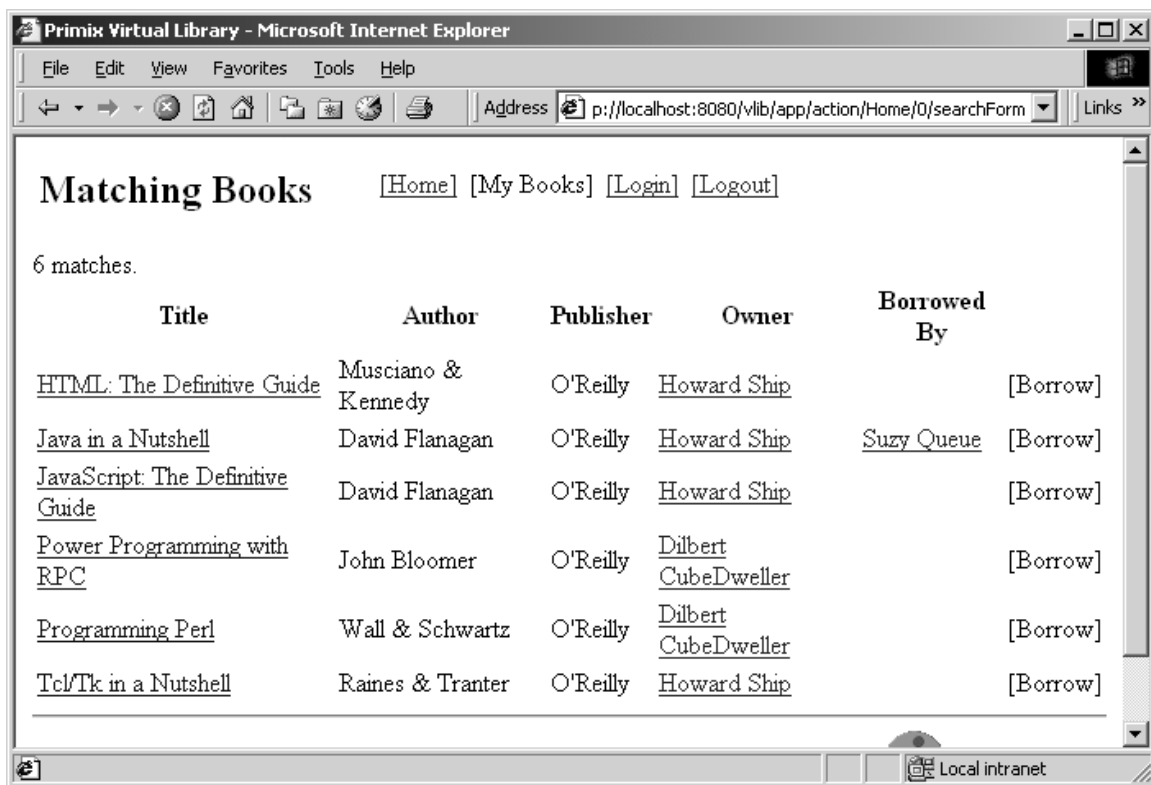
The current version of the Primix Virtual Library is simple, presentation wise. We will shortly be sprucing it up with graphics and colors.

Across the top are several navigation options. The Home link returns the user to this search page. The My Books links is activated once a user logs in; it shows the list of books owned by the user. The Login link allows a user to log into the system, or register on the fly. The logout allows the user to exit the system.

Let's start by finding all the O'Reilly books in the database.

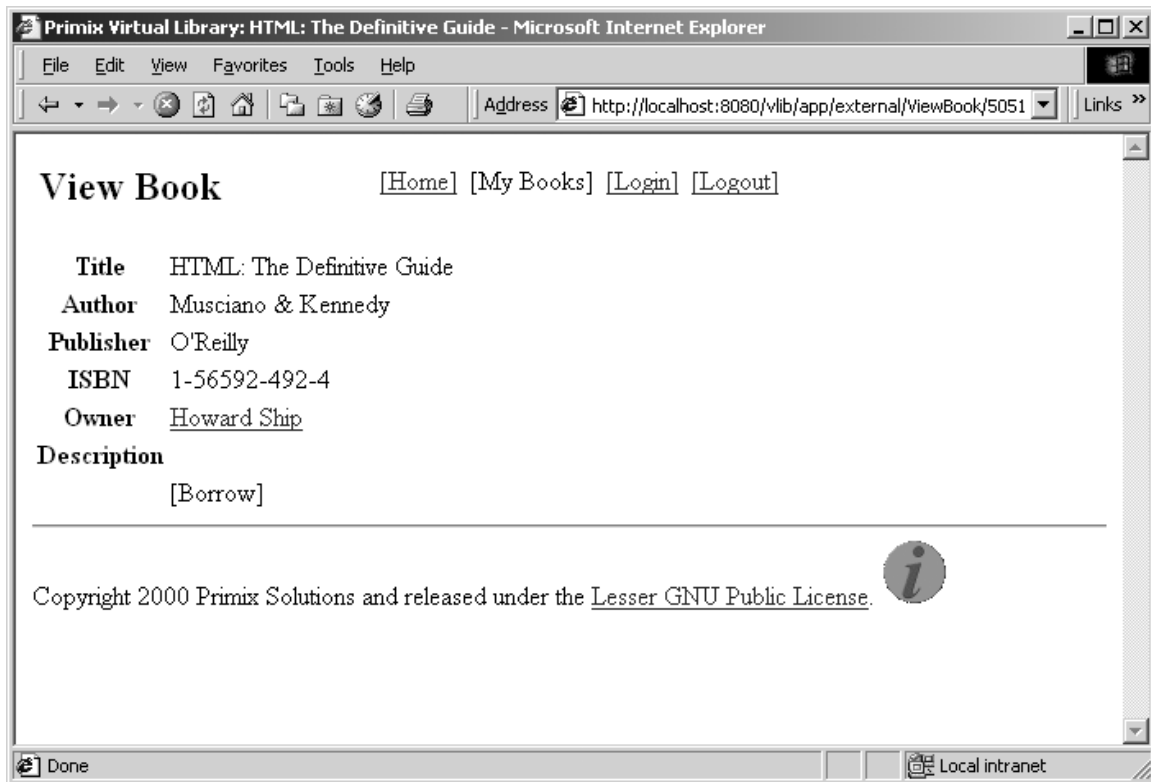
Select "O'Reilly" in the Publisher pulldown, then click the Search button.

You'll get a list of all the books, sorted by title.



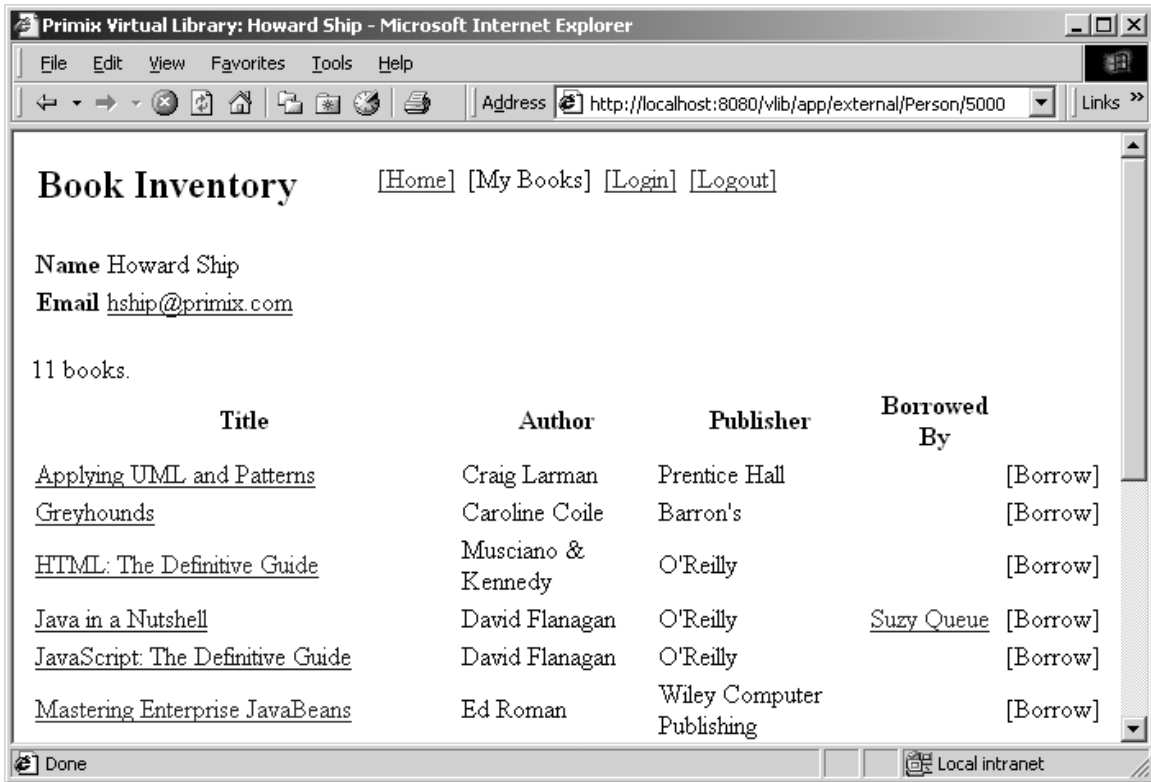
Page Matches

You can click on the title of a book to get more information about that book:



Page ViewBook

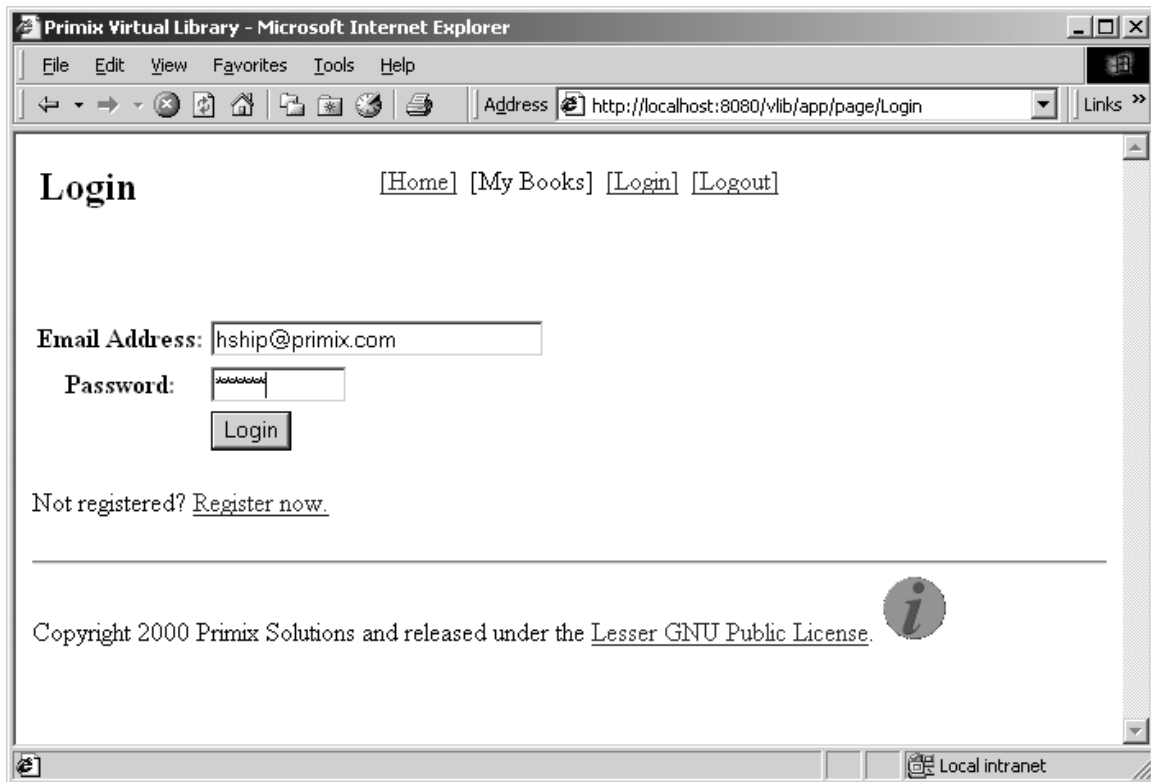
Or, you can click on the name of a person to see the books they own:



Page Person

You might notice the text "[ Borrow ]" that appears on several pages ... this is the borrow button, and is only enabled once you login. Use the "[ Login ]" button to log into the application.





Page Login

The application uses a cookie to remember your email address (which is used as a unique identity when logging in). Enter the email address "hship@primix.com" and the password "secret".

This brings you to the "My Books" page, where you can manage the books you own. It has two sections; the upper section shows the book you own, allowing you to edit or delete them.

The second section shows the books you currently have borrowed, with an option to return each book.

Primix Virtual Library: My Books - Microsoft Internet Explorer

File Edit View Favorites Tools Help

Address http://localhost:8080/vlib/app/action/Login/0/form Links >>

**My Books**      [\[Home\]](#) [\[My Books\]](#)      Logged in as: [\[Logout\]](#)  
Dilbert CubeDweller

Title	Author	Publisher	Borrowed By
Design Patterns	Gamma et all	Addison-Wesley	<a href="#">[Edit]</a> <a href="#">[Delete]</a>
Java I/O	Elliote Rusty Harold	O'Reilly	<a href="#">[Edit]</a> <a href="#">[Delete]</a>
JavaScript: The Definitive Guide	David Flanagan	O'Reilly	Suzy Queue <a href="#">[Edit]</a> <a href="#">[Delete]</a>
Open Source Development with CVS	Karl Fogel	Coriolis	<a href="#">[Edit]</a> <a href="#">[Delete]</a>
Pitfalls of Object-Oriented Development	Bruce Webster	M&T Books	<a href="#">[Edit]</a> <a href="#">[Delete]</a>
PostScript Language Reference Manual	Adobe Systems Inc.	Addison-Wesley	<a href="#">[Edit]</a> <a href="#">[Delete]</a>
Power Programming with RPC	John Bloomer	O'Reilly	<a href="#">[Edit]</a> <a href="#">[Delete]</a>
Programming Perl	Wall & Schwartz	O'Reilly	<a href="#">[Edit]</a> <a href="#">[Delete]</a>
Thinking in Java	Bruce Eckel	Prentice Hall	<a href="#">[Edit]</a> <a href="#">[Delete]</a>


---

Borrowed books:

Title	Author	Publisher	Owner
<a href="#">DocBook: The Definitive Guide</a>	Walsh & Muellner	O'Reilly	Suzy Queue <a href="#">[Return]</a>
<a href="#">Fundamentals of Data Structures in Pascal</a>	Horowitz & Sahni	Computer Science Press	Howard Ship <a href="#">[Return]</a>
<a href="#">Java Swing</a>	Eckstein, et al	O'Reilly	Howard Ship <a href="#">[Return]</a>
<a href="#">Managing Projects with make</a>	Oram and Talbott	O'Reilly	Suzy Queue <a href="#">[Return]</a>
<a href="#">Visual Modeling with Rational Rose and UML</a>	Terry Quatrani	Addison-Wesley	Suzy Queue <a href="#">[Return]</a>

[\[Add new Book\]](#) [\[Edit User Profile\]](#)

---

Copyright 2000 Primix Solutions and released under the [Lesser GNU Public License](#). 

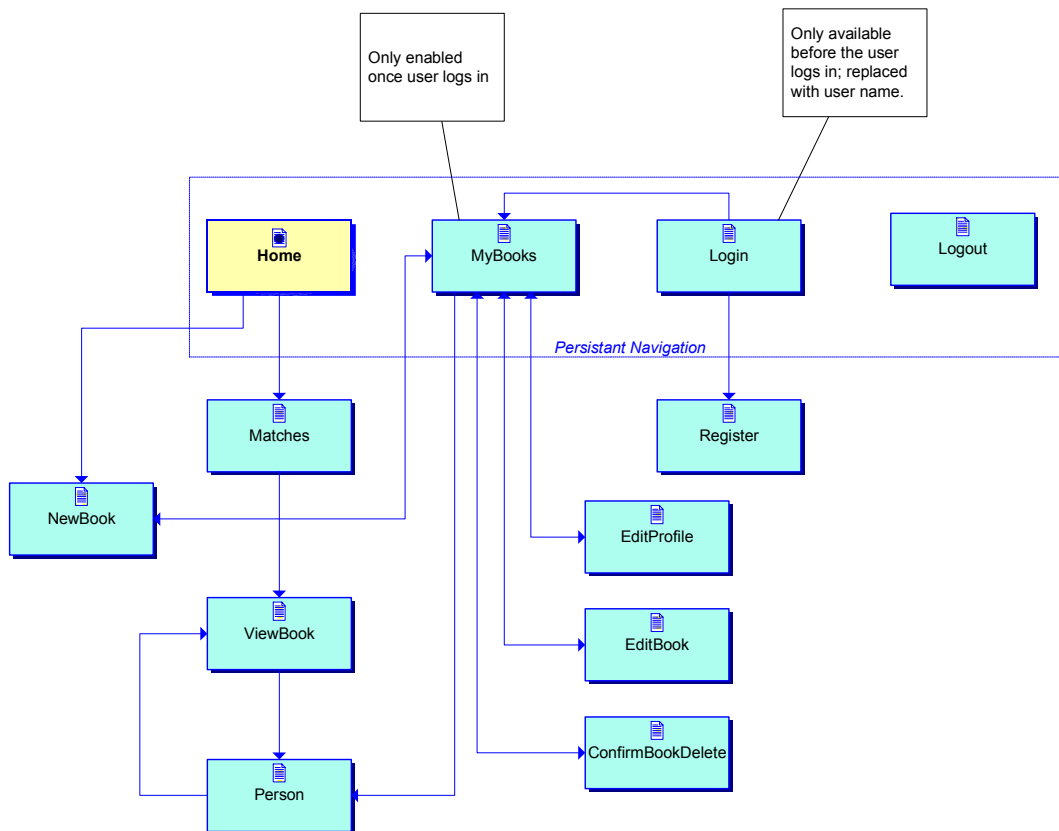
Done Local intranet

Page MyBooks

The remainder of the application, adding and editing books, is basically self-explanatory.

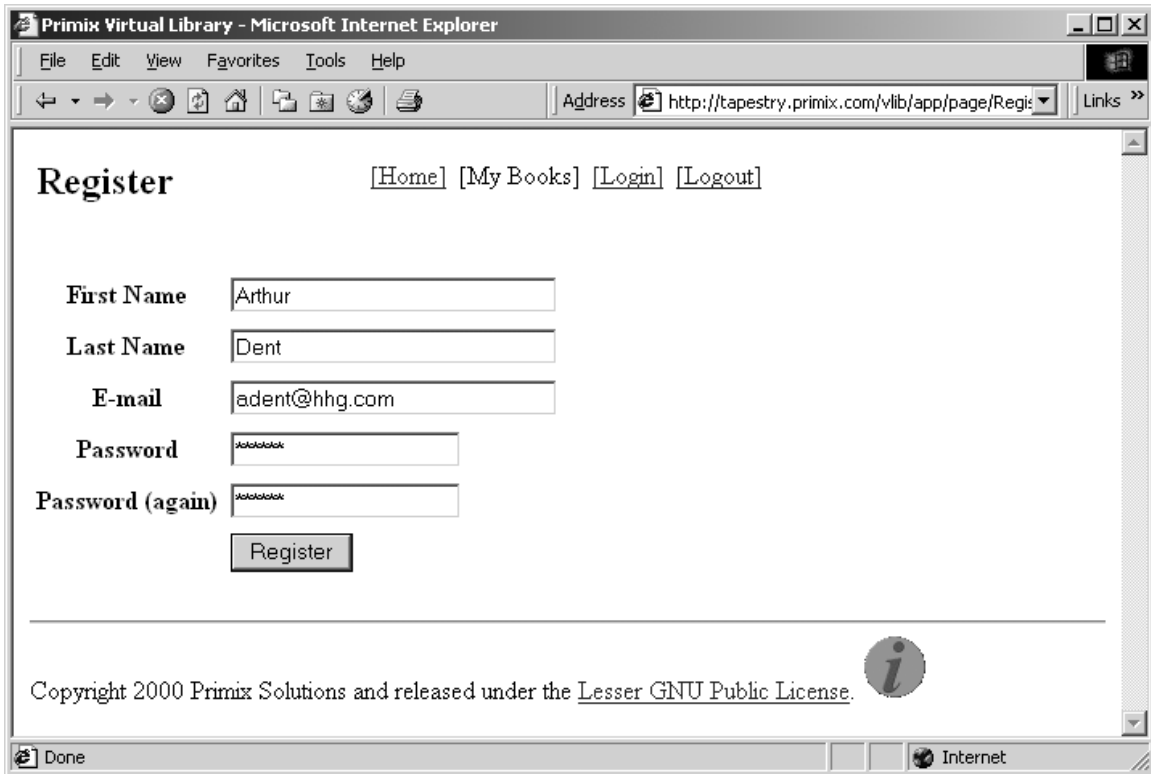
## The Virtual Library in Detail

The Virtual Library consists of twelve pages, as shown in the web diagram:



We've already seen several of these pages (Home, Login, MyBooks, Matches, ViewBook and Person).

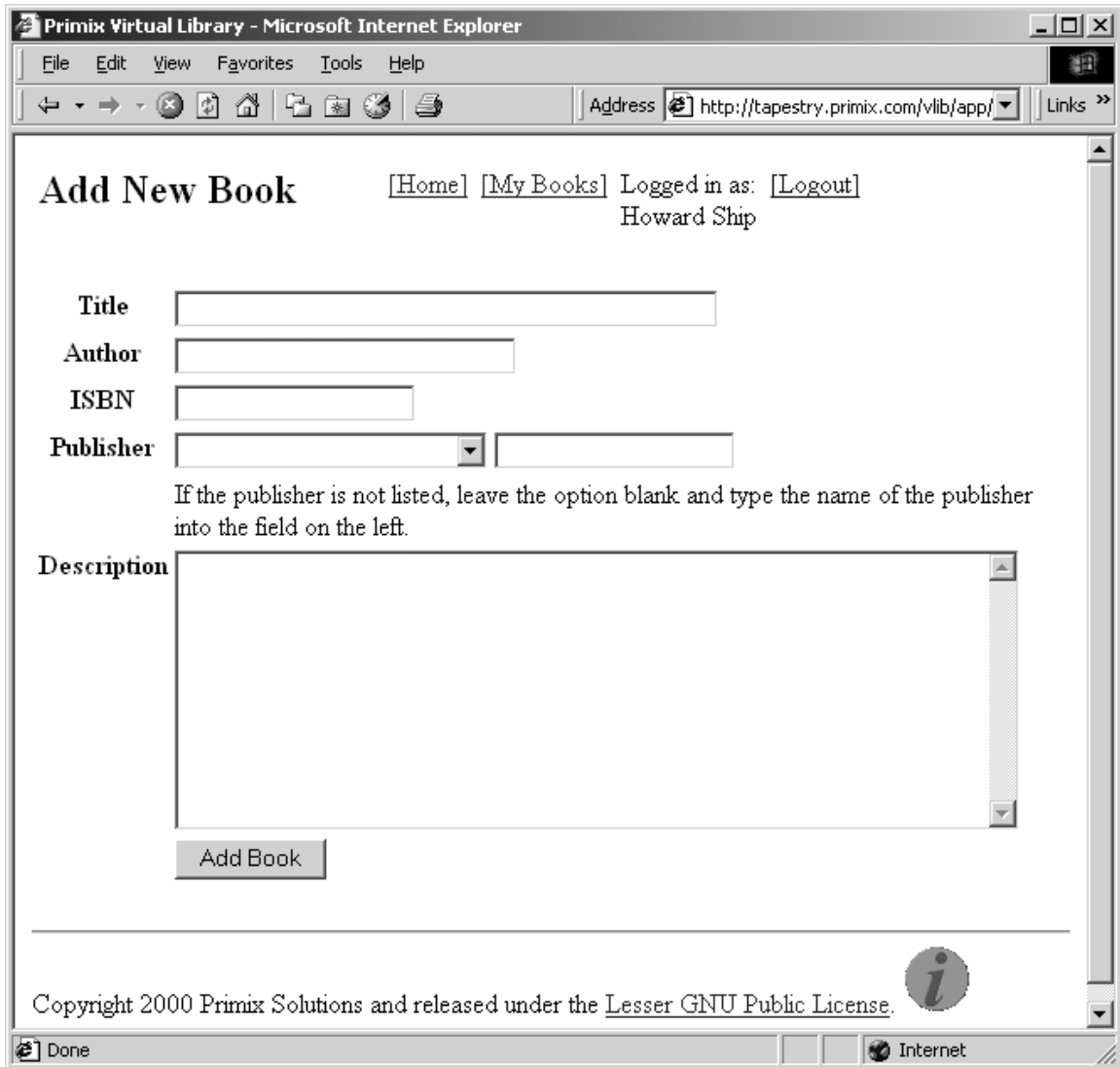
User's are allowed to register on the fly with the Vlib, by clicking the "register now" link on the Login page.



Page Register

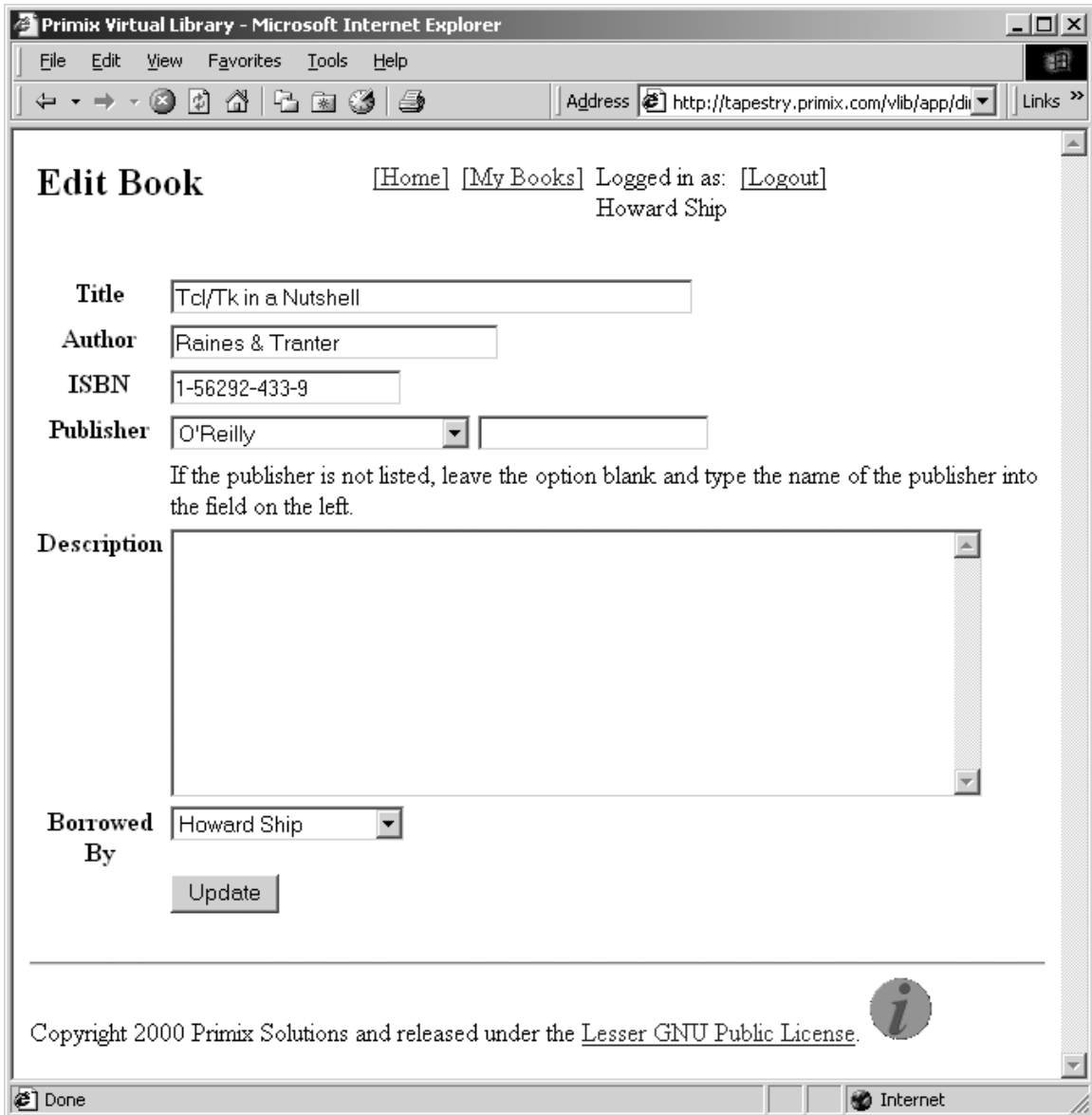
The names and e-mail are validated to not be duplicates. A future enhancement to the system will be a more involved system, where the user is sent e-mail with a registration code to unlock access to the Virtual Library.

Once logged in, a user may add a new book (using the button on the Home page, or on the MyBooks page):



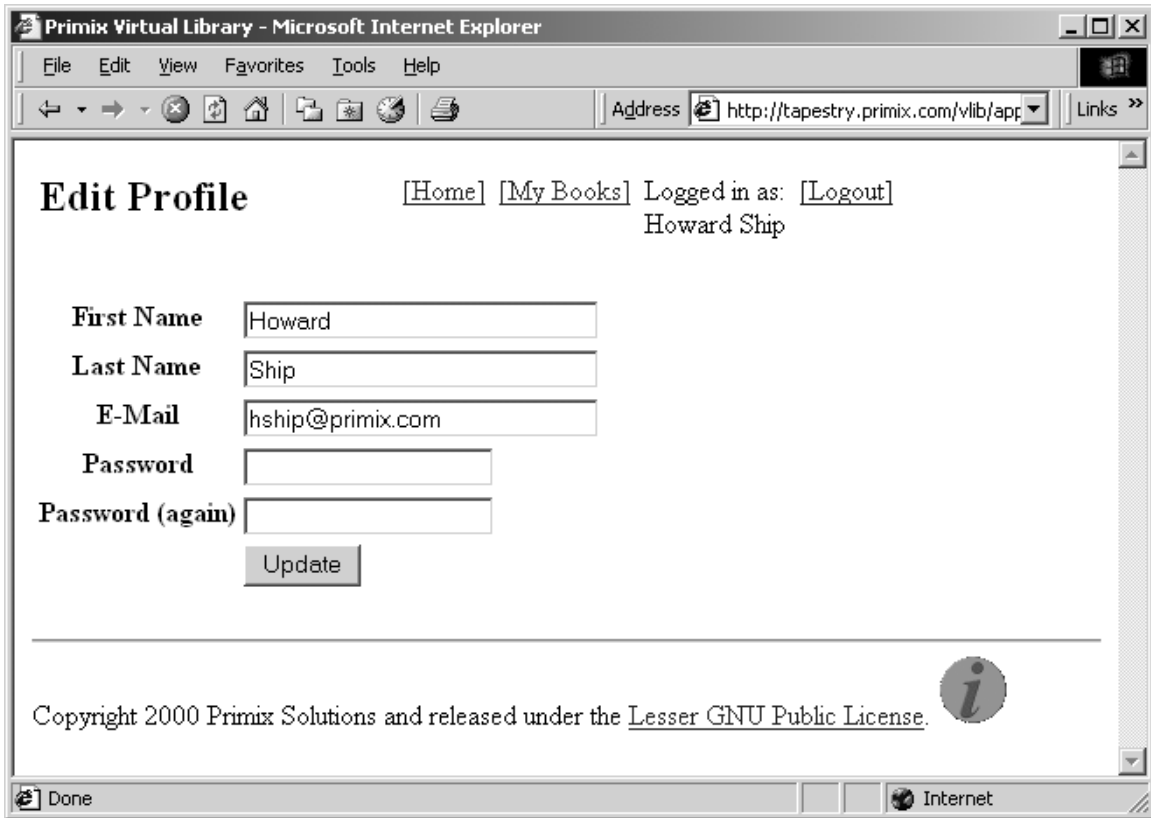
Page NewBook

A logged-in user may also edit their books. This may be to fill in additional data such as the ISBN, to add notes to the description, or to change the holder of the book (after taking the book back from a borrower).



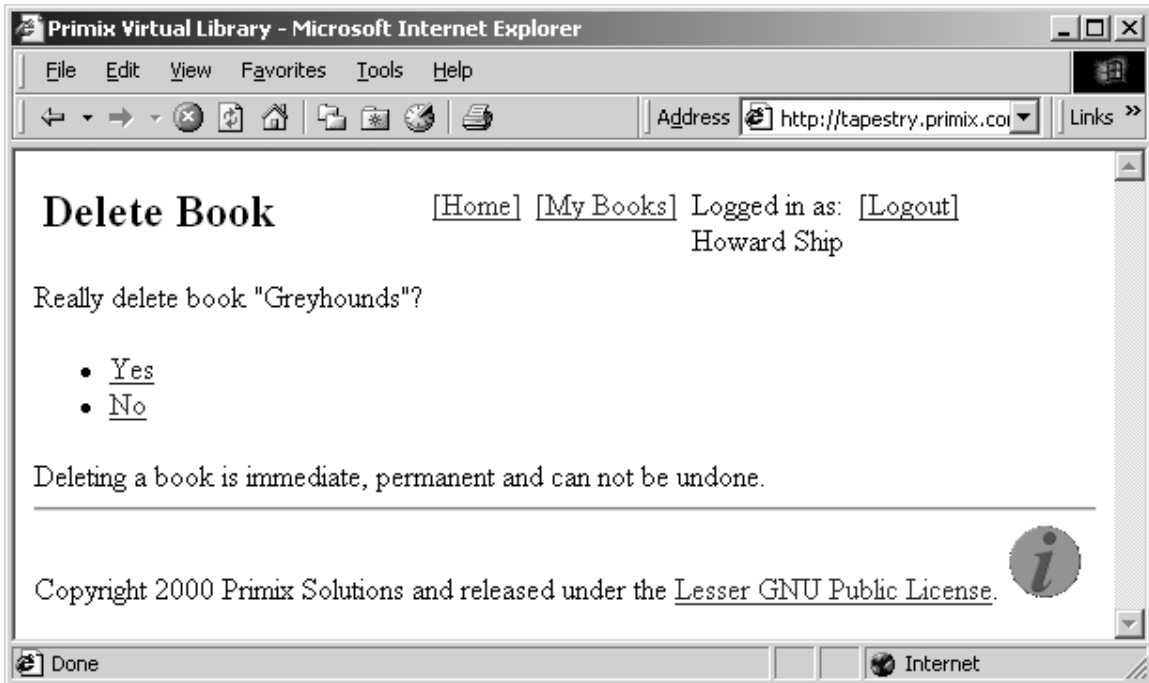
Page EditBook

As user may also edit their profile (including name, email and password) from the MyBooks page.



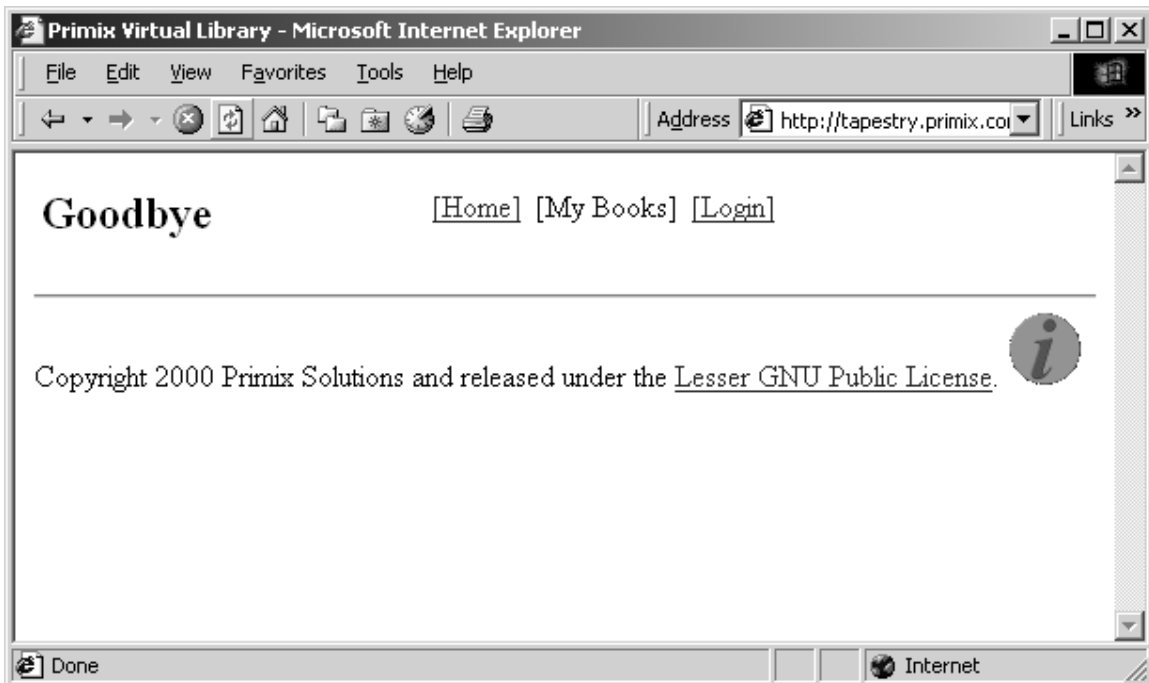
Page EditProfile

Users may also delete books they no longer have (or perhaps, no longer wish to share). This is accomplished by clicking the "[Delete]" button for a book (on the MyBooks page).



Page ConfirmBookDelete

Finally, a user who is no longer using the system (whether logged in or not), may log out.



Page Logout