

Subject: Re: Error importing into Eclipse
From: Kurt T Stam <kurt.stam@gmail.com>
Date: 2/23/13 11:37 AM
To: dev@juddi.apache.org, Kurt T Stam <kurt.stam@gmail.com>, spyhunter99@gmail.com

Hi Alex,

I decided to upgrade myself to the latest:

1. I started with a fresh eclipse Juno:
<http://www.eclipse.org/downloads/packages/eclipse-ide-java-ee-developers/junosr1>

2. Then I launched eclipse and went to the market place to install:

m2e:




Maven Integration for Eclipse [Share](#) [i](#)

m2e provides comprehensive Maven integration for Eclipse. You can use m2e to manage both simple and multi-module Maven projects, execute Maven builds via the...

by Eclipse.org, EPL [Install](#)

[build java maven Development maveney](#)

subclipse:



Subclipse [Share](#) [i](#)

An Eclipse Team Provider plug-in providing support for Subversion within the Eclipse IDE. Developed and maintained by Subversion core committers, Subclipse is...

by Subclipse Project, EPL [Install](#)

[svn subversion team provider mylyn alm](#)

gwt:



Google Plugin for Eclipse 3.8/4.2 [Share](#) [i](#)


The Google Plugin for Eclipse is a set of software development tools that enables Java developers to quickly design, build, optimize, and deploy cloud-based...

by Google Inc., EPL [Update](#)

[Uninstall](#) [GWT google google web toolkit app engine appengine](#)

but do not select tools for andriod:

Re: Error importing into Eclipse



JBoss tools:



JBoss Tools (Juno)

[Share](#)



JBoss Tools 4.0 is an umbrella project for a set of Eclipse Juno plugins that supports JBoss and related technology; there are support for Hibernate, JBoss AS,...

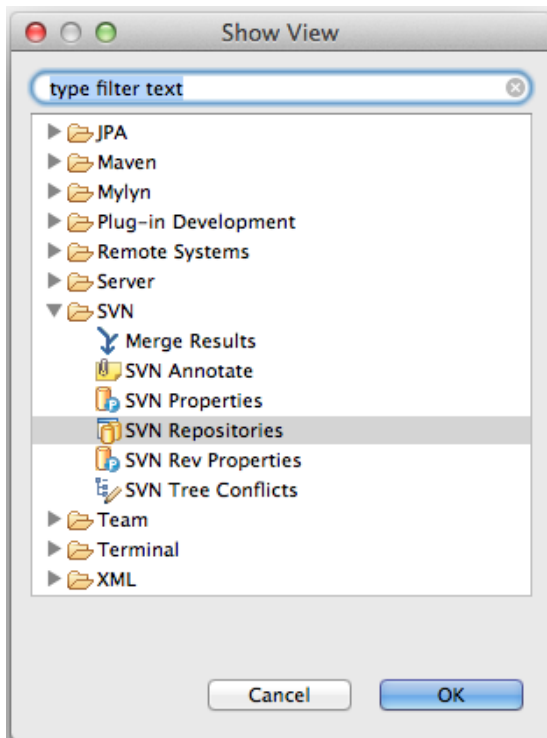
by Red Hat, Inc., EPL

[Update](#)

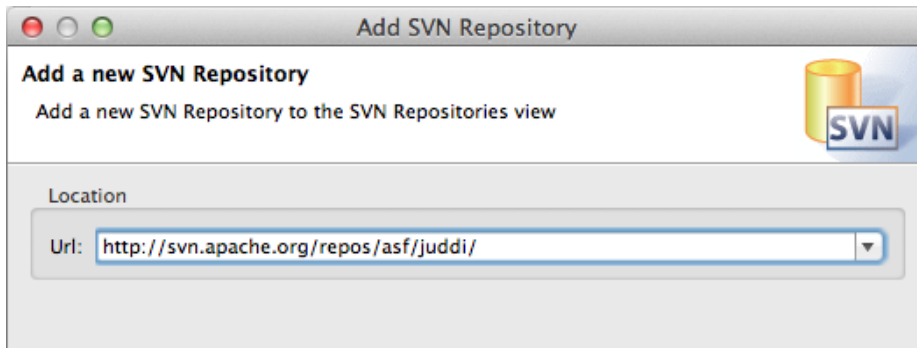
[Uninstall](#)

[maven](#) [hibernate](#) [Mobile JSF](#) [seam](#)

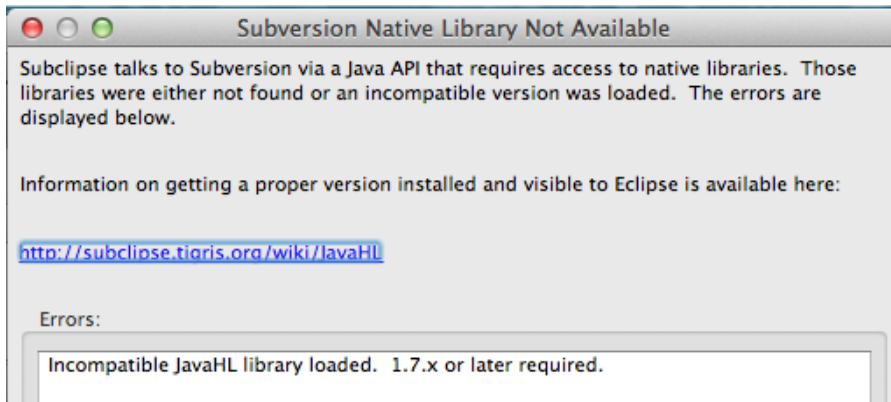
I opened the SVN Repository window and added the juddi repo



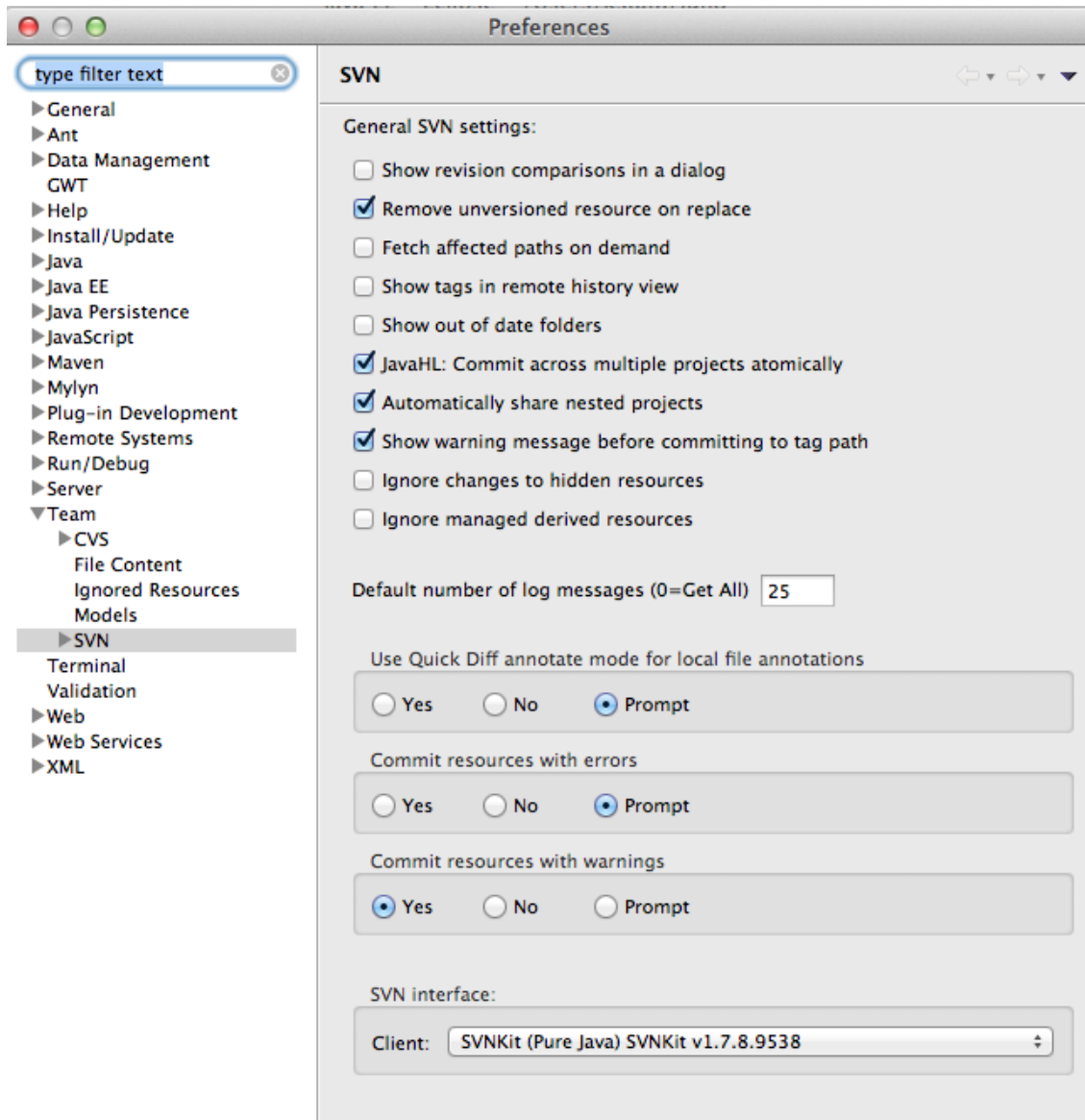
Re: Error importing into Eclipse



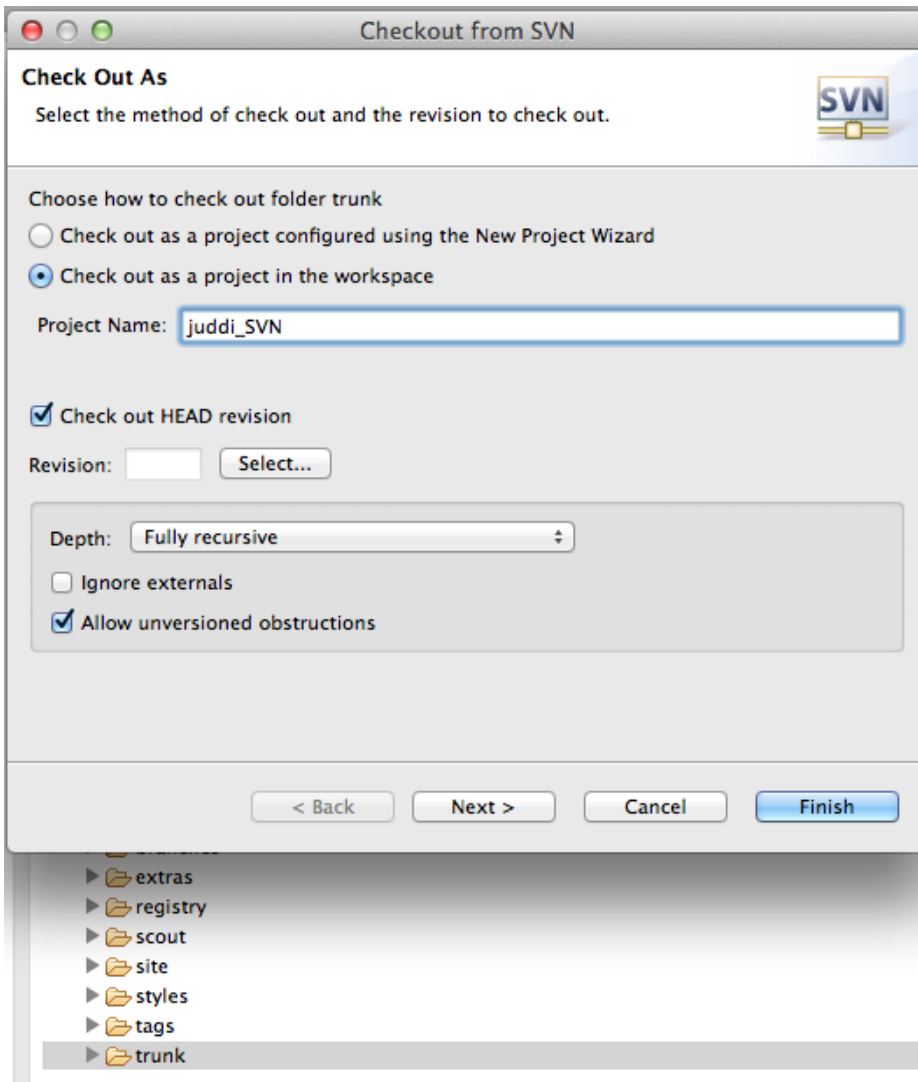
if you get the following error



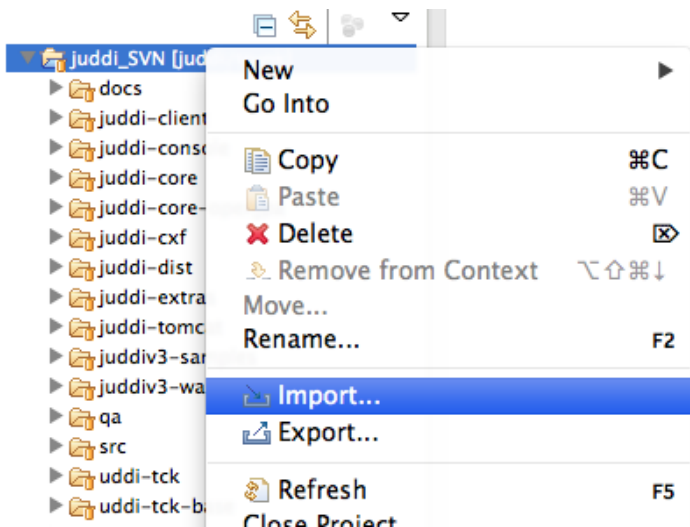
then select the pure Java SVNKit

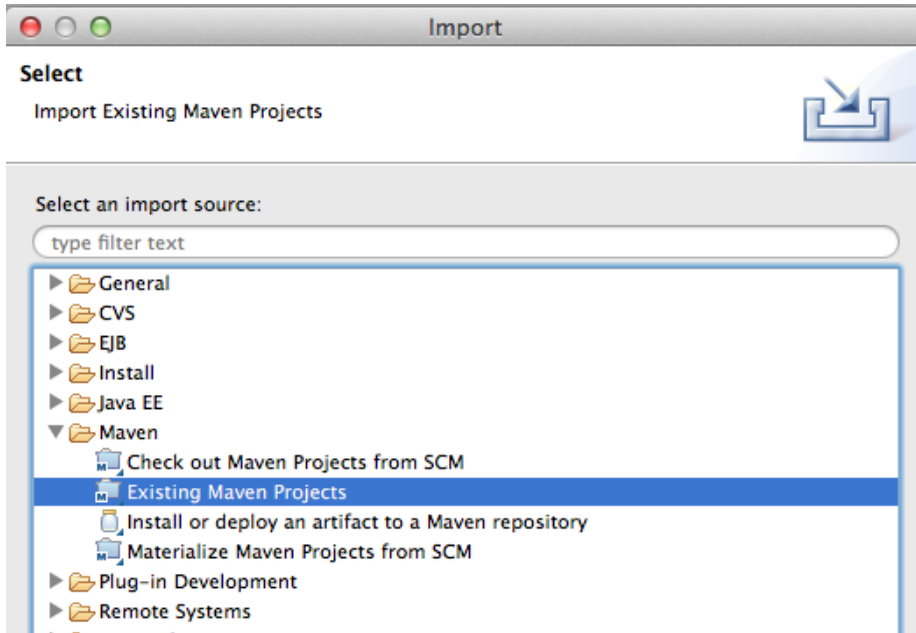


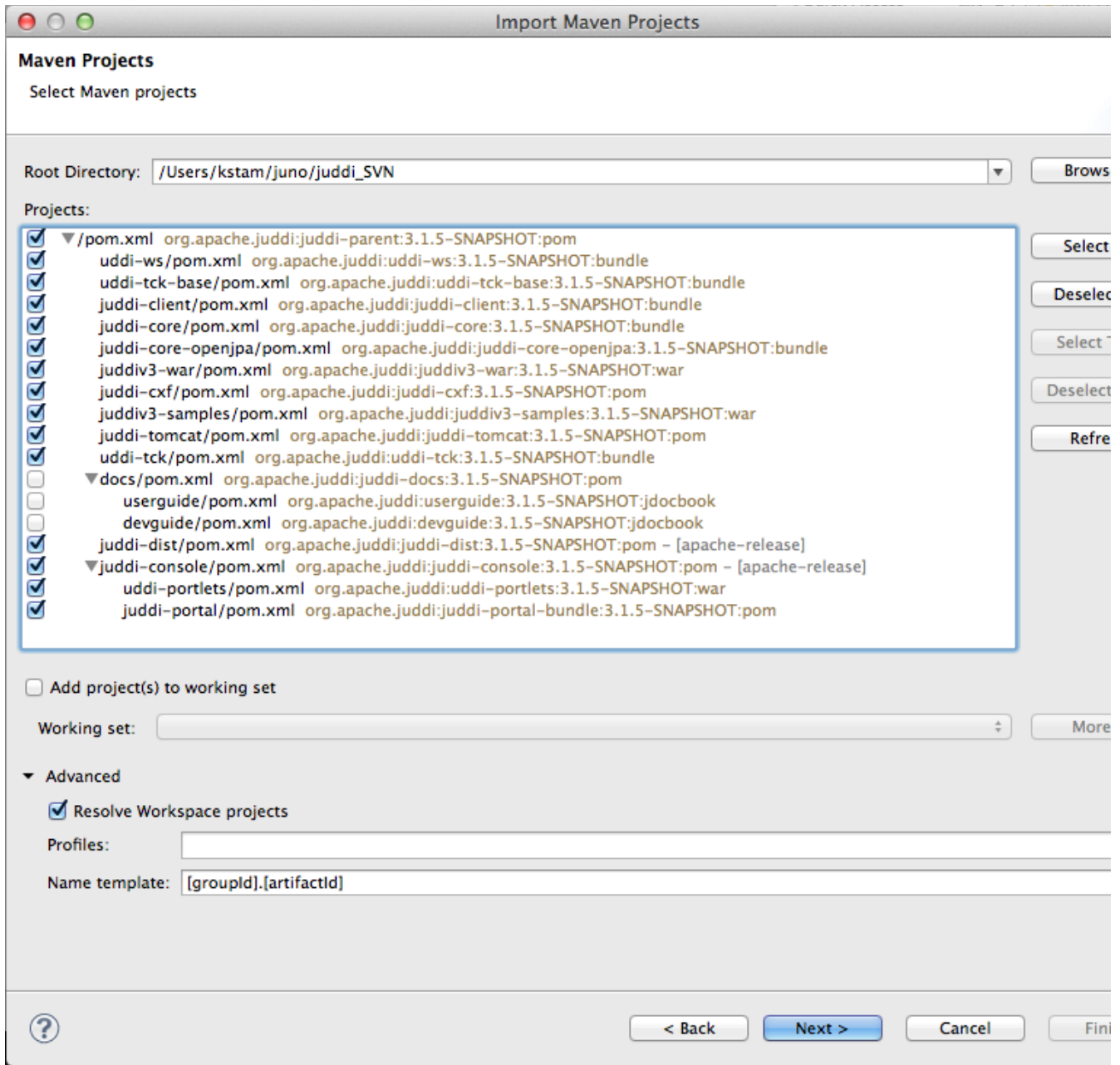
and continue to check out the trunk



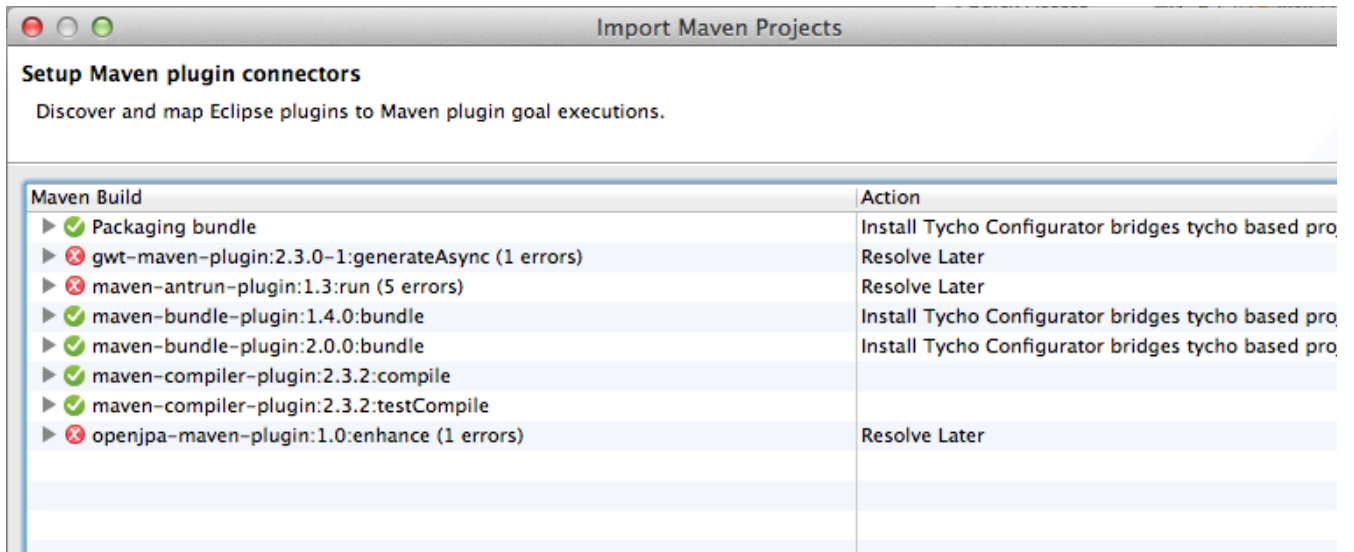
When the checkout completes import all modules as projects using Check out As existing maven projects



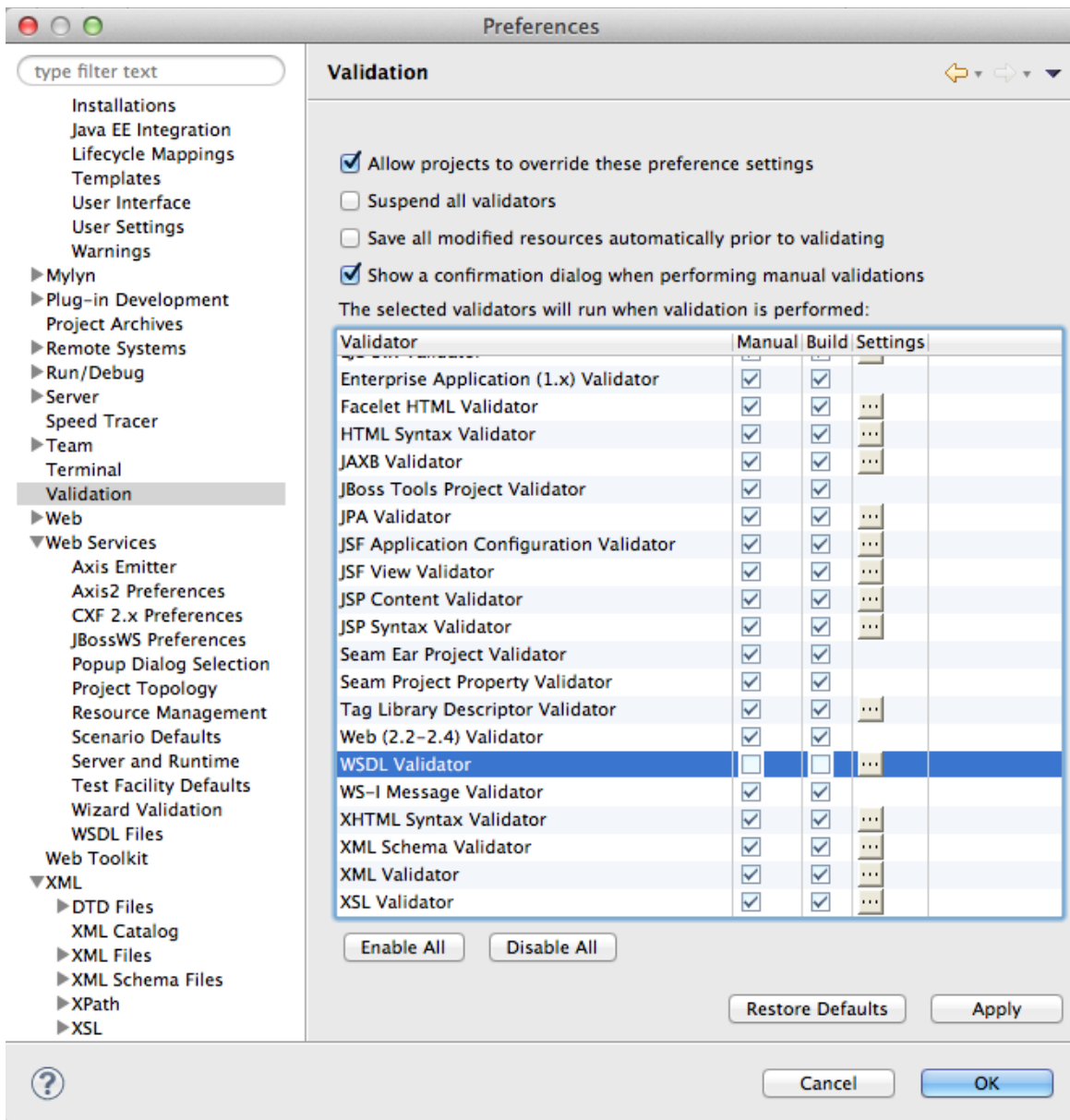




Alex I think this is where you saw your errors, and I see these:



I opted to 'resolve later' and was able to continue. When it created my projects I ended up with errors in some projects. To fix them I needed to stop validation on dtd and wdsdl going into the preferences



Also in some pom I got lifecycle errors which when hovering over the '<execution>' I could set to exclude in eclipse.

Re: Error importing into Eclipse

```
<build>
  <plugins>
    <plugin>
      <groupId>org.codehaus.mojo</groupId>
      <artifactId>openjpa-maven-plugin</artifactId>
      <version>1.0</version>
      <executions>
        <execution>
          <id>enhancer</id>
          <phase>process-classes</phase>
          <configuration>
            <classes>
              ${project.build.outputDirectory}/org/apache.
            </classes>
          </configuration>
          <toolProperties>
            <property>
              <name>enforcePropertyRestrictions</name>
              <value>true</value>
            </property>
          </toolProperties>
        </execution>
      </executions>
    </plugin>
  </plugins>
</build>
```

I also had to upgrade the war plugin version to 2.0.1. Which I will commit to the trunk

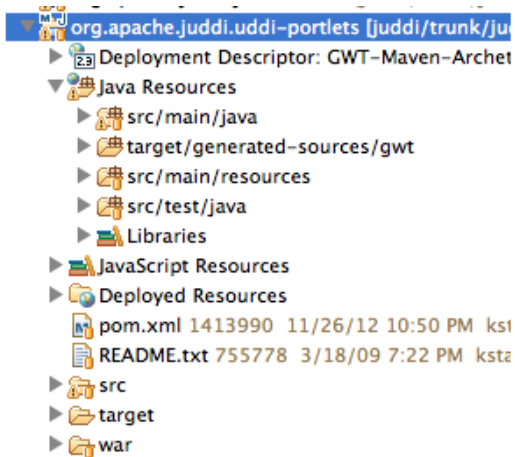
```
<build>
  <plugins>
    <plugin>
      <groupId>org.apache.maven.plugins</groupId>
      <artifactId>maven-war-plugin</artifactId>
      <version>2.0.1</version>
      <configuration>
        <dependentWarExcludes>WEB-INF/classes/RENAME4SALES_
          WEB-INF/classes/RENAME4MARKETING_juddi_custom_i
        </dependentWarExcludes>
      </configuration>
    </plugin>
  </plugins>
</build>
```

3. Now on your file system; go into the juddi-console directory and run

mvn clean install

this will generate some gwt interfaces

when this finishes you may have to Maven > Update project... for the uddi-portlets project. Make sure the project now looks like



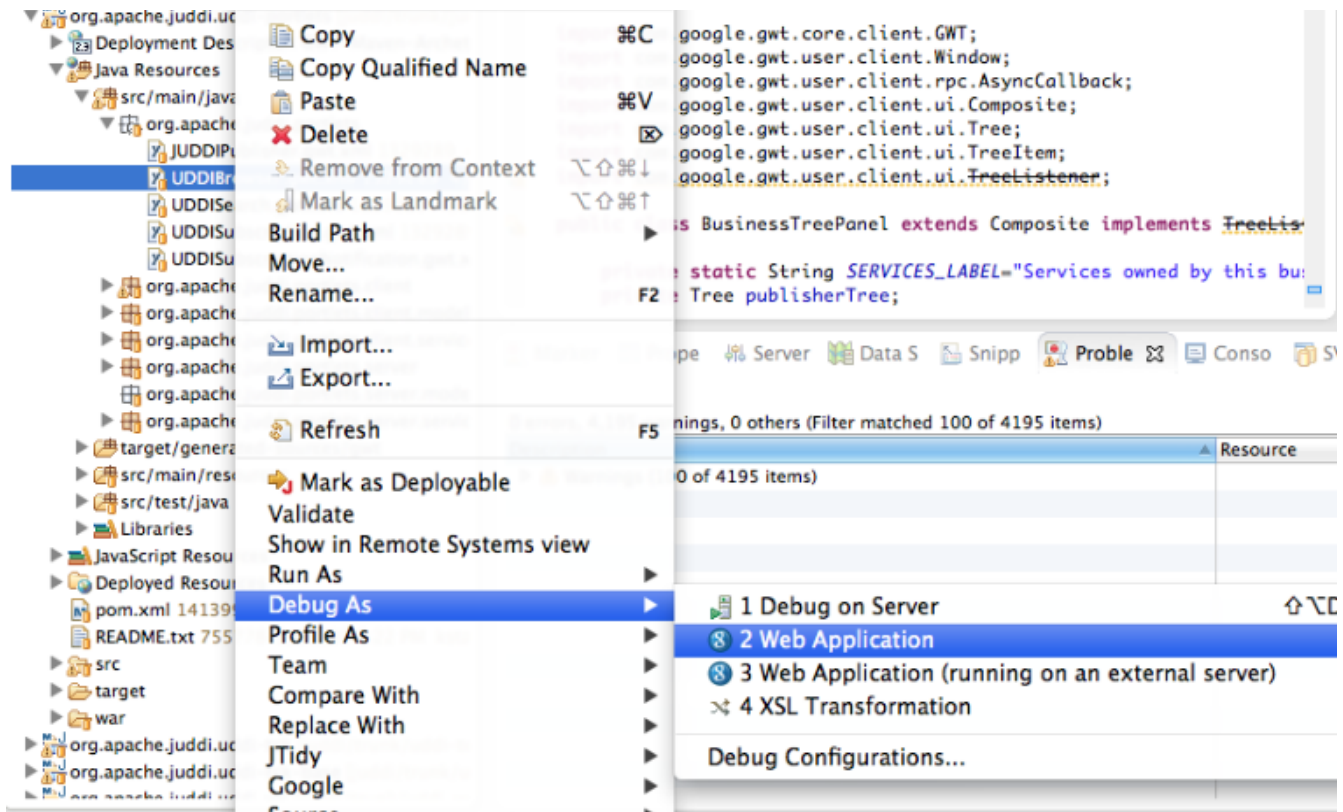
Note the inclusion of target/generated-sources/gwt.

4. Now start tomcat in juddi-tomcat/target/tomcat/apache-tomcat-6.0.26/bin

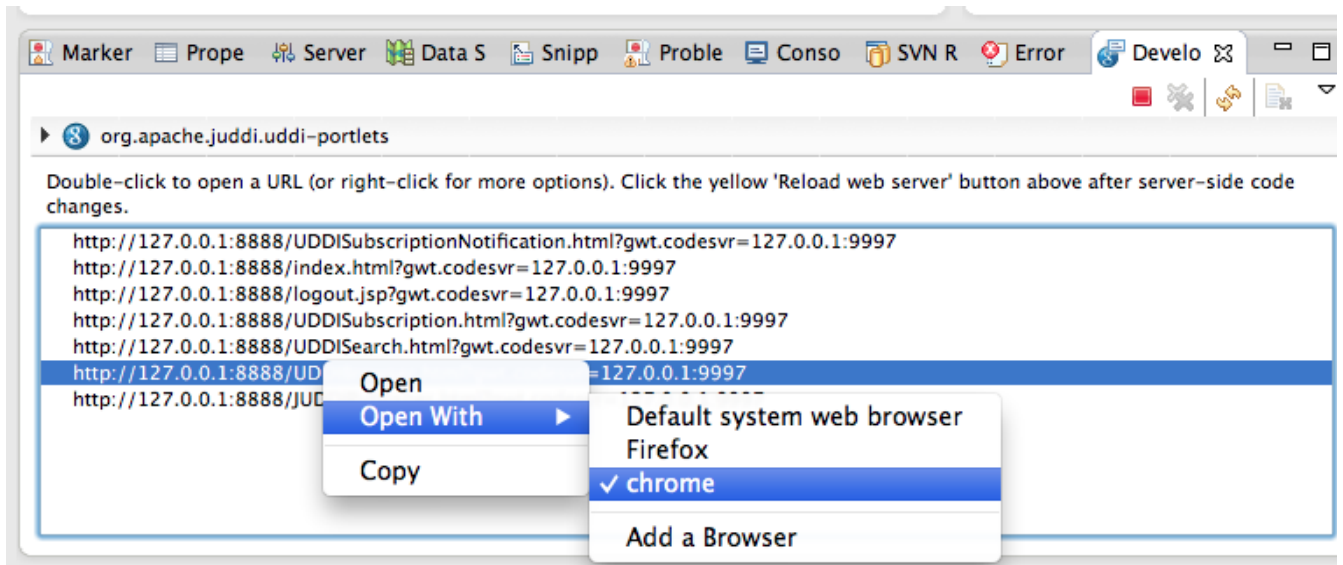
```
workhorse:bin kstam$ ./startup.sh
Using CATALINA_BASE:   /Users/kstam/juno/juddi_SVN/juddi-tomcat/target/tomcat/apache-tomcat-6.0.26
Using CATALINA_HOME:   /Users/kstam/juno/juddi_SVN/juddi-tomcat/target/tomcat/apache-tomcat-6.0.26
Using CATALINA_TMPDIR: /Users/kstam/juno/juddi_SVN/juddi-tomcat/target/tomcat/apache-tomcat-6.0.26/temp
Using JRE_HOME:        /Library/Java/Home
```

5. Now you can launch GWT from eclipse

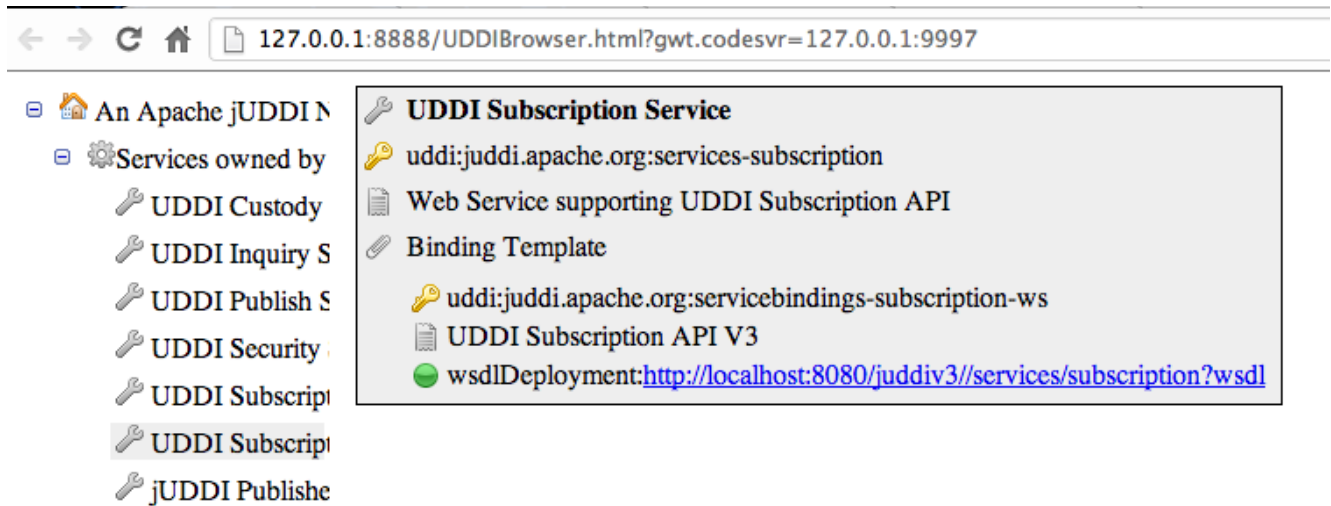
Re: Error importing into Eclipse



Now in the Google Development window select to attach to the UDDIBrowser using Chrome.



and log in using root/root and see the UDDI Browser



You can set break points in both client side and server side code. The server side code of the UDDIBrowser makes calls into the UDDI back end (running on tomcat). You can start tomcat in debug and attach to the debug socket to step through that code as well.

Beside being able to debug the UDDIBrowser it is also the perfect development environment as changes to the code tend to be live immediately on saving the file (and hitting refresh in the browser).

Well, this ended up much longer then expected! I hope it helps you. Good luck!

--Kurt

On 2/22/13 5:54 PM, Alex O'Ree wrote:

```
I'm trying to setup Eclipse with all the necessary plugins to work on  
Juddi and I'm not having a whole lot of luck. Here's the specifics  
x64 Eclipse Helios r2  
Sun JDK x64  
Maven 3.0.4
```

```
I can successfully build Juddi from the command line
```

```
Relevant screen shots attached.
```